

### Features

- Certified 304 Grade 15 Gauge Stainless Steel.
- Handmade Farmhouse Apron Design.
- Single Compartment.
- Available in either “Zero Edge”, or R15mm rounded “Radial” inside corners.
- Unique sound-deadening system with sound pads and a special coating.
- Lustrous and enduring finish which compliments any decor.
- Limited lifetime warranty.

### Farmhouse Apron Kitchen



Shown with “Zero-Edge” corners

--- Dimensions ---

Outer

32-7/8” x 20-3/4” x 10”

Left Bowl

17-3/8” x 16” x 10”

Right Bowl

11-3/4” x 16” x 10”

Model	Description	Colors / Finishes
EFD3320 - “Tyler”	Handmade Farmhouse Sink with “Zero Edge” Corners	N/A
HR-EFD3320B - “Tyler Radial”	Handmade Farmhouse Sink with R15mm inside “Radial” Corners	N/A

### Included Components

- Mounting Clips
- Cut-out template
- Grid
- LI-XD Strainer

### Colors / Finishes

- N/A None Applicable

### Codes / Standards Applicable

Specified model meets or exceeds the following:

- UPC Certified




### Product Specification

This handmade farmhouse apron sink shall be a single compartment with rectangular bowl, featuring either “Zero-Edge”, or R15mm rounded “Radial” inside corners. Sink shall be 32-7/8” in length and 20-3/4” in width, with each bowl having a depth of 10”. Sink shall be made of 15 gauge stainless steel. Sink shall include installation hardware, grid, and drain. Sink shall be Homeplace Models EFD3320, “Tyler”, and HR-EFD3320B, “Tyler Radial”.

**TECHNICAL INFORMATION**

Fixture*	
Basin Area (Left Bowl)	17-3/8" x 16"
Basin Area (Right Bowl)	11-3/4" x 16"
Water Depth (Left Bowl)	10"
Water Depth (Right Bowl)	10"
Drain Hole (Each Bowl)	3-5/8" D
*Approximate measurements for comparison only.	



**“Zero-Edge”  
Corner Detail**

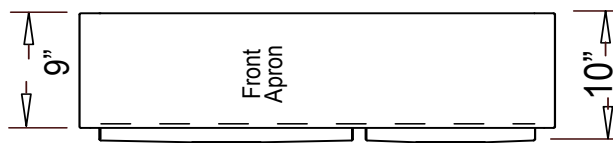


**R15mm “Radial”  
Corner Detail**

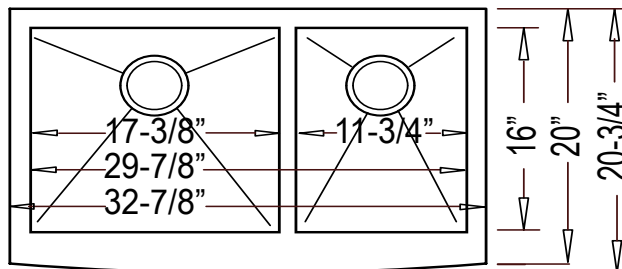


**Product Image**  
(Shown with “Zero-Edge” corners)

**Front View**



**Top View**



**Product Diagram**  
(Shown with “Zero-Edge” corners)