


“Center”

Features

- Certified 304 Grade 15 Gauge Stainless Steel.
- Handmade Farmhouse Apron Design.
- Dual Compartments.
- Available in either “Zero Edge”, or R15mm rounded “Radial” inside corners.
- Unique sound-deadening system with sound pads and a special coating.
- Lustrous and enduring finish which compliments any decor.
- Limited lifetime warranty.

Farmhouse Apron Kitchen



Shown with “Zero-Edge” corners

--- Dimensions ---

Outer

33” x 20” x 10”

Left Bowl

14-5/8” x 16” x 10”

Right Bowl

14-5/8” x 16” x 10”

Model	Description	Colors / Finishes
HA125 - “Center”	Handmade Farmhouse Sink with “Zero Edge” Corners	N/A
HR-HA125B - “Center Radial”	Handmade Farmhouse Sink with R15mm inside “Radial” Corners	N/A

Included Components

- Mounting Clips
- Cut-out template
- Grid
- LI-XD Strainer

Colors / Finishes

- N/A None Applicable

Codes / Standards Applicable

Specified model meets or exceeds the following:

- UPC Certified




Product Specification

This handmade farmhouse apron sink shall be a dual compartment with rectangular bowls, featuring either “Zero-Edge”, or R15mm rounded “Radial” inside corners. Sink shall be 33” in length and 20” in width, with each bowl having a depth of 10”. Sink shall be made of 15 gauge stainless steel. Sink shall include installation hardware, grid, and drain. Sink shall be Homeplace Models HA125, “Center”, and HR-HA125B, “Center Radial”.

TECHNICAL INFORMATION


Fixture*	
Basin Area (Left Bowl)	14-5/8" x 16"
Basin Area (Right Bowl)	14-5/8" x 16"
Water Depth (Left Bowl)	10"
Water Depth (Right Bowl)	10"
Drain Hole (Each Bowl)	3-5/8" D
*Approximate measurements for comparison only.	



**“Zero-Edge”
Corner Detail**

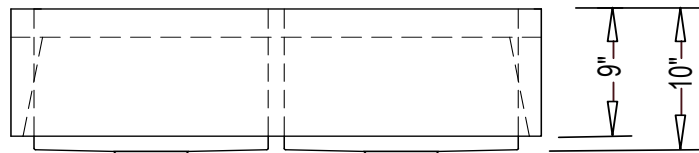


**R15mm “Radial”
Corner Detail**

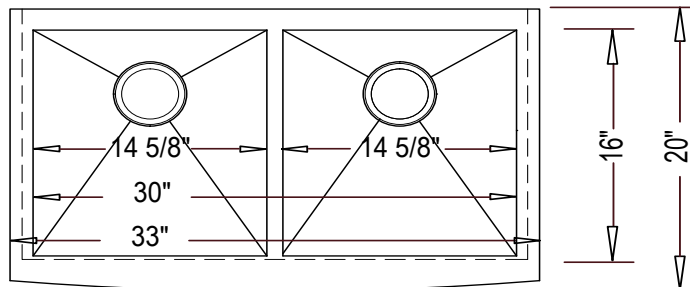


**Product Image
(Shown with “Zero-Edge” corners)**

Front View



Top View



**Product Diagram
(Shown with “Zero-Edge” corners)**