

“Kilgore”

Features

- Certified 304 Grade 15 gauge stainless steel.
- Handmade farmhouse design.
- Dual compartments.
- Available in either “Zero Edge”, or R15mm rounded “Radial” inside corners.
- Unique sound-deadening system with sound pads and a special coating.
- Lustrous and enduring finish which compliments any decor.
- Limited lifetime warranty.

“Handmade” Farmhouse Kitchen



Shown with “Zero-Edge” corners

--- Dimensions ---

Outer

33” x 20” x 10”

Left Bowl

17” x 18” x 10”

Right Bowl

13” x 18” x 10”

Model	Description	Colors / Finishes
HBO3320A-N - “Kilgore”	Handmade Farmhouse Sink with “Zero Edge” Corners	N/A
HR-HBO3320AB-N - “Kilgore Radial”	Handmade Farmhouse Sink with R15mm inside “Radial” Corners	N/A

Included Components

- Mounting Clips
- Cut-out template

Colors / Finishes

- N/A None Applicable

Optional Accessories

- Sink Big Bowl Grid #GD-132
- Sink Small Bowl Grid #GD-131
- LI-XD Strainer w/ Basket

Codes / Standards Applicable

Specified model meets or exceeds the following:

- UPC Certified



Product Specification


This handmade farmhouse sink shall be a dual compartment with rectangular bowls, featuring either “Zero-Edge”, or R15mm rounded “Radial” inside corners. Sink shall be 33” in length and 20” in width, with each bowl having a depth of 10”. Sink shall be made of 15 gauge stainless steel. Sink shall include installation hardware. Sink shall be Homeplace Models HBO3320A-N, “Kilgore”, and HR-HBO3320AB-N, “Kilgore Radial”.

TECHNICAL INFORMATION

Fixture*	
Basin Area (Left Bowl)	17" x 18"
Basin Area (Right Bowl)	13" x 18"
Water Depth (Left Bowl)	10"
Water Depth (Right Bowl)	10"
Drain Hole (Each Bowl)	3-5/8" D
*Approximate measurements for comparison only.	



Product Image
(Shown with "Zero-Edge" corners)

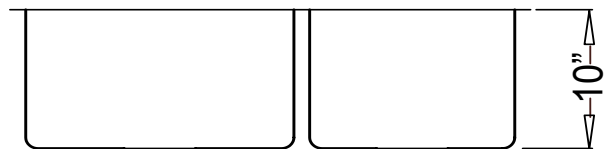


"Zero-Edge"
Corner Detail

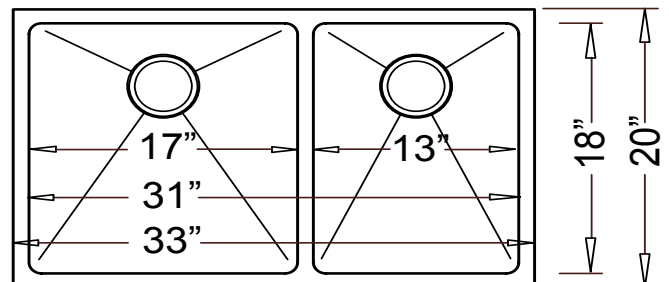


R15mm "Radial"
Corner Detail

Front View



Top View



Product Diagram
(Shown with "Radial" corners)