

33" Workstation

Kitchen Sink

Features

- Genuine Fireclay Ceramic
- Complete Workstation with Included Accessories
- Single Compartment
- Rounded Rectangular Bowl
- Lower Lip At Top Of Bowl For Holding Floating Accessories
- Offset Drain
- Reversible Installation (Drain on Left or Right Side)



Shown With White Finish

Dimensions

Outer: 33" x 19" x 10"

Inner: 31-1/8" x 15-3/4" x 9"

Model	Description	Colors / Finishes
NE-7391	Fireclay Kitchen Sink	White
NE-9176	Fireclay Kitchen Sink	Matte Black

Included Components

- Cut-out template
- Sink Grid
- Sink Drain
- "Floating" Metal Colander
- "Floating" Wooden Cutting Board

Available Colors

White Matte Black

Optional Accessories

- Mounting Clips

Codes / Standards Applicable

Specified model meets or exceeds the following:



Product Specification


The kitchen sink shall be 33" in width and 19" in length, with an overall depth of 10", and an inner bowl depth of 9".

Sink shall be a single compartment with rectangular bowl, composed of Fireclay Ceramic.

Sink shall be Nova Europa Models NE-7391 and NE-9176.


TECHNICAL INFORMATION

Fixture*	
Basin Area	31"-1/8 x 15-3/4"
Water Depth	9"
Drain Hole	3-5/8" D
*Approximate measurements for comparison only.	

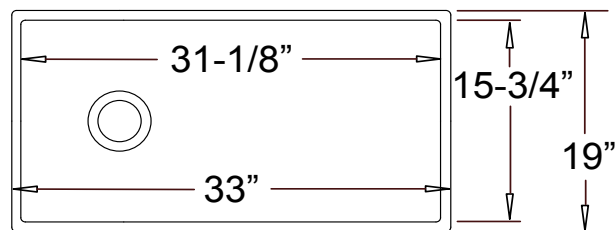


**Product Image
(Shown With White Finish
and Included Accessories)**

Front View



Top View



Product Diagram