

ADA COMPLIANT STAINLESS STEEL SINKS

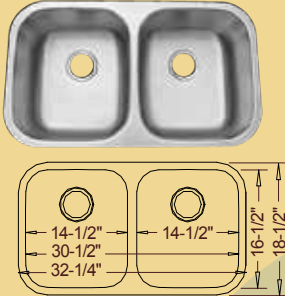
"ADA Requirements include sink depths of no more than 6-1/2 inches, counter rim height of no more than 34 inches, and knee clearance that is at least 27 inches." The following sinks meet these ADA requirements for kitchen use. We have many models throughout our catalog that are ADA compliant, using the above requirements.

ADA Undermounts Models - same template and sizing as corresponding Primo/Leonet/Futura models

ADA-802

50/50 Style

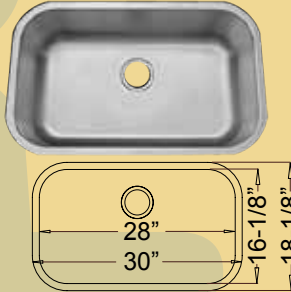
32-1/4" x 18-1/2" x 5-1/2" / 5-1/2"



ADA-868

Large Single Style

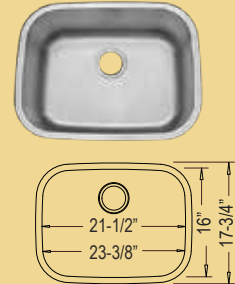
30" x 18-1/8" x 5-1/2"



ADA-862

Medium Single Style

23-3/8" x 17-3/4" x 5-1/2"



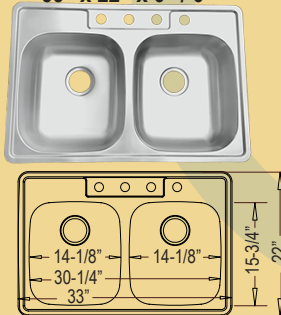
ADA Drop-In Models

ADA-922

50/50 Style

Drop-In

33" x 22" x 6" / 6"



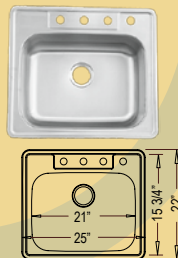
ADA-922 is available in both a 3-hole and 4-hole configuration

ADA-966

Medium Single Style

Drop-In

25" x 22" x 6"



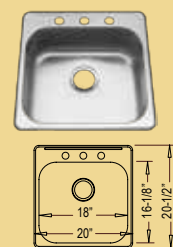
All ADA sinks feature a rear drain

ADA-963

Small Single Style

Drop-In

20" x 20-1/2" x 6"



Special Premium ADA Sink Dual-Mount - Can be Top-Mounted -OR- Undermounted

- Includes Undermounting Clips
- Top Mounting Clip Set Available

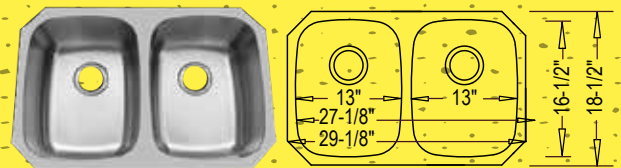
LI-BS-UM3-ADA

31-1/2" x 20-1/2" x 5-7/8"

16 Gauge



Small 50/50 Undermount (Non-ADA) VS4040



29-1/8" x 18-1/2" x 8"

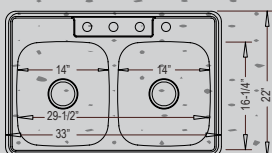
18 Gauge(L)

DROP-IN / Top-Mount Stainless (Non-ADA)

DI-5050



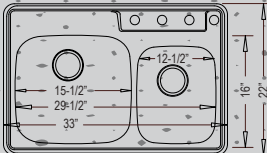
33" x 22" x 8" / 8"



DI-6040



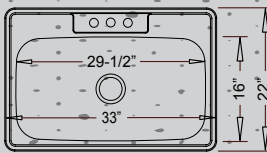
33" x 22" x 8" / 7"



DI-869



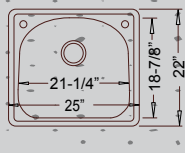
33" x 22" x 9"



DI-MS



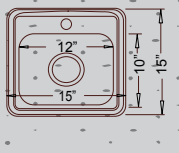
25" x 22" x 9"



DI-769



15" x 15" x 5-1/2"



DI-5050 is available in both a 3-hole and 4-hole configuration