
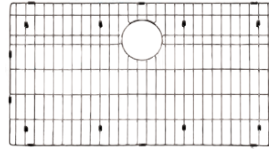




RG33APRON With Included Accessories

An exclusive, heavy 15 gauge line of sinks which will complement any kitchen. Ridge sinks are a "complete package". All models include:

- Cutting Board
- Sink Grid
- Colander
- Strainer
- Roll-Up Dish Rack



Additional Cutting Boards Optionally Available:

**"Lower Level"**  
12-1/2" x 16-7/8"



CB-011  
CB-011-BWL  
(Board and Bowl  
sold separately)

**"Upper Level"**  
12-1/2" x 17-7/8"



CB-012

Ridge sinks are designed to be used with a reveal cutout. They feature a ledge that runs all around the inside of the sink, one-half inch down from the top, into which accessories can "float". This is called the "lower level".

The "upper level" is the top of the sink, which is created by means of the reveal cutout.

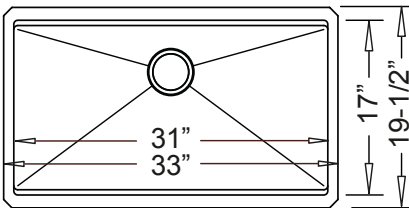
For all models, the included colander and roll-up dish rack sit in the "lower level". For the two undermount models RG33UM and RG46UM, the included cutting boards are longer, and designed to sit in the "upper level". They will not fit into the "lower level", and would require a Reveal Cutout. The same applies to the optional "upper level" cutting board CB-012.

All Ridge sinks feature "Radial" R10mm inside rounded corners for easier cleaning

**RG33UM**  
Requires Reveal Cutout



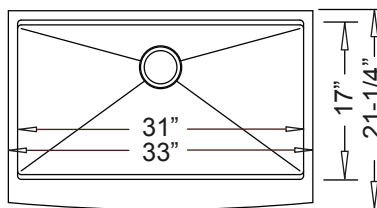
33" x 19-1/2" x 10"



**RG33APRON**  
Reveal -or- Flush Cutout



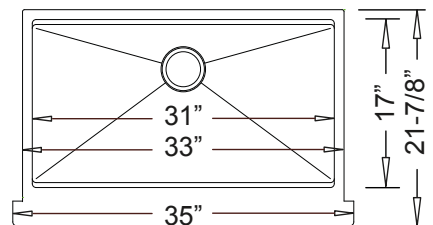
33" x 21-1/4" x 10"



**RG35SHAP**  
Reveal -or- Flush Cutout



35" x 21-7/8" x 10"

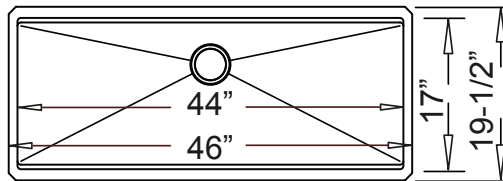


RG35SHAP features a self-trimming 6-1/2" front apron

**RG46UM**  
Requires Reveal Cutout



46" x 19-1/2" x 10"



**RG33UM and RG46UM**  
require a reveal cutout so that the included cutting board will fit. The Apron models will work either way.